

American Heirlooms



Fine Dining Furniture
By Zimmerman Chair

American Heirlooms

Zimmerman Chair is happy to present to you the American Heirloom Collection of fine furniture. In these pages, we offer you excellent quality and timeless designs to satisfy discerning customers.

Here in America we have a rich heritage of craftsmanship to build on. From the early Pennsylvania German craftsmen to the work of religious movements such as the Shakers, furniture has come through many influences.

Our furniture uses traditional American hardwoods such as cherry, oak and maple. We use state-of-the-art equipment to aid in the efficiency and quality of manufacturing, but we still give you the high quality hands-on craftsmanship you expect.

The mark of true craftsmanship has always been the longevity of the piece, hence our focus on “heirloom quality”.

Our manufacturing facility, located in Lebanon, Pennsylvania, is the center for production and finishing. A number of smaller family based shops make some of the pieces of furniture, each contributing their unique talents and capabilities.

This stone house which served as studio for various of our photos has stood strong for 250 years. Not only is this historic house beautiful, but we also believe it reflects the enduring quality built into each piece of furniture we make.



Circa 1766 Pennsylvania Limestone Farmhouse.

Location shots with kind permission of Mrs. Marian Spitler - Lebanon, Pennsylvania.

We have made every effort to reflect true color values in our catalog. Through the printing process some colors may not match actual finish color. Colors shown should be used for guide purposes only.

With the goal of continued furniture improvement and design, the measurements, specifications and colors in our catalog may be changed without further notice.

Table of Contents



Dining Chair Gallery 4-49

Chairs	6
Benches.....	36
Visual Chair Index.....	40



Table Gallery..... 50-79

Options Tables	52
Options Center.....	64
Pedestal Tables	66
Dropleaf Tables	76
Queen Anne Tables	78



Cabinet Gallery..... 80-97

Cabinets.....	82
Curios.....	94



Living Room Gallery..... 98-109

Glider Rockers	98
Occasionals	100
Children's Furniture	106



Options & Ordering..... 110-117

Finish Options	110
Seat Options.....	113
Order Form.....	116
Furniture Care.....	117

Chair Construction



Steam Bending

Bent chair parts are used extensively in building our chairs. The wood is steamed for flexibility and then shaped and clamped in forms until it is set. Steam-bent parts provide beauty and comfort in your chair decor.



Pressback Detail

The traditional pressback designs are also produced in a special embossing process. The wood is placed in a heated die press with over 100 tons of pressure. This leaves a permanently "engraved" pattern in the chair back.



Leg Turning detail

Turned spindles give character to the Windsor chair with simple tenon joinery.



Tenoned Leg Detail

Legs are driven into the seat and then screwed for additional durability.



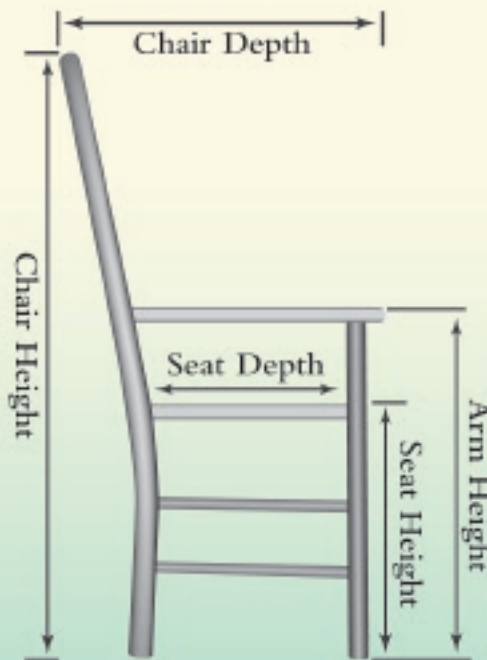
Corner Block

Frame chair legs are anchored with corner blocks under the seat to provide a solid structure for the whole chair.



Saddle Scoop

All dining chair wooden seats are cut to a contour for comfort.



All chairs measurements are listed with each chair in this format:

39" H x 24" W x 22½" D
18" SH / 18" SD
26½" AH x 19" AW

"H" = overall chair height.
 "W" = overall chair width.
 "D" = overall chair depth.
 "SH" = chair seat height.
 "SD" = chair seat depth.
 "AH" = chair arm height.
 "AW" = width between arms.

Chair Gallery





321AW Manor House Arm Chair (Wood Seat)

39" H x 24" W x 22½" D
18" SH / 18" SD
26½" AH x 19" AW

321W Manor House Side Chair (Wood Seat)

39" H x 24" W x 22 ½" D
18" SH / 18" SD

32124W Manor House Counter Stool (Wood Seat)

38½" H x 22" W x 20" D
24" SH / 18" SD

32130W Manor House Counter Stool (Wood Seat)

43½" H x 22" W x 20" D
30" SH / 18" SD

Available in Cherry & Oak.



321AW



321W



Chair and stool seats are available in wood, fabric, standard leather and premium leather upholstery. See pages 113-115 for samples.



32124W



32130W

Room Scene includes:

- 321AW Manor House Arm Chair
- 321W Manor House Side Chair
- 152-42 Iron Pedestal Table
- 8351 Heirloom Buffet
- 831 Baker's Rack



Dining Chairs

336AW Cambridge
Arm Chair (Wood Seat)
39" H x 22½" W x 22½" D
18½" SH / 16½" SD
26" AH / 18" AW

336W Cambridge
Side Chair (Wood Seat)
39" H x 20" W x 22½" D
18½" SH / 16½" SD

Available in Cherry & Oak.

334AW Liberty
Arm Chair (Wood Seat)
38½" H x 24½" W x 23½" D
18" SH / 17½" SD
26" AH / 20" AW

334W Liberty
Side Chair (Wood Seat)
38½" H x 22" W x 23½" D
18" SH / 17½" SD

Available in Cherry & Oak.



336AW



336W



Cambridge and Liberty chair seats are available in wood, fabric, standard leather and premium leather upholstery. See pages 113-115 for samples.



334AW



334W

Room Scene includes:
336AW Cambridge Armchair
336W Cambridge Side chair
1103-56 Shaker Rectangle
Extension Table
910C Estates China
910B Estates Buffet



350AU Manhattan
 Arm Chair (Upholstered Seats)
 41" H x 21" W x 23" D
 18" SH / 18" SD
 27" AH x 18½" AW

350U Manhattan
 Side Chair (Upholstered Seats)
 41" H x 18½" W x 23" D
 18" SH / 18" SD

Available in Cherry & Oak.

60A Eight Spindle Arm Chair
 37" H x 22" W x 23" D
 17½" SH / 16" SD
 27" AH x 18" AW

60 Eight Spindle Side Chair
 37" H x 20" W x 21" D
 17½" SH / 16" SD

2460 Eight Spindle Barstool
 44½" H x 20" W x 20" D
 24" SH / 16" SD
 30" SH available (SKU 3060)
Available in Cherry, Oak & Maple.



350AU

350U



Manhattan chair seats are available in wood, fabric, standard leather and premium leather upholstery. See pages 113-115 for samples.



60A



60



2460

Room Scene includes:
 350U Manhattan Side chair
 1200-72 Traditional Rect. Ext. Table

Dining Chairs



12



The Country Squire chair emulates the rustic look of the Appalachian region. The rungs are fastened in the legs with wooden pegs, and the back spindles are tightened in the top rail with wooden wedges.

The spoke-shaved appearance suggests the craft of the early American wheelwright.

And it is a comfortable chair to sit in with bent wood splats to support the contour of your back.

59A Country Squire Arm Chair

41½" H x 25" W x 24" D
18" SH / 18" SD
27" AH / 20" AW

59 Country Squire Side Chair

41½" H x 19" W x 23" D
18" SH / 18" SD

Available in Cherry.

39A Birdcage Windsor Arm Chair

37" H x 25" W x 18" D
18" SH / 16" SD
27" AH / 19" AW

39 Birdcage Windsor Side Chair

37" H x 21" W x 18" D
18" SH / 16" SD

Available in Cherry.

58A Thumbback Arm Chair

36" H x 22½" W x 21½" D
17½" SH / 16" SD
26½" AH / 19" AW

58 Thumbback Side Chair

36" H x 19½" W x 21½" D
17½" SH / 16" SD

2458 Thumbback Barstool

43½" H x 20" W x 21" D
24" SH / 16" SD
30" SH available (SKU 3058)

Available in Cherry, Oak & Maple.



59A

59



39A

39

The Birdcage Windsor name refers to the cage-like back of the chair. The turning detail is also that of

bamboo — the common material used to make birdcages.

Room Scene includes:

- 59A Country Squire Arm Chair
- 59 Country Squire Side Chair
- 1203-64 Shaker Rectangle ExtensionTable
- 885 Shaker Sideboard
- FP73 Passing Through



2458



58A



58



The Ape of the rocks
shall be gladness

64A Shenandoah
Bow Back Arm Chair
41" H x 22" W x 24" D
18" SH / 16½" SD
28" AH / 18½" AW

64 Shenandoah
Bow Back Side Chair
41" H x 20" W x 24" D
18" SH / 16½" SD

Available in Cherry & Oak.

65A Shenandoah
Fan Back Arm Chair
43" H x 22" W x 24" D
18" SH / 16½" SD
27" AH / 18½" AW

65 Shenandoah
Fan Back Side Chair
43" H x 20" W x 24" D
18" SH / 16½" SD

Available in Cherry.



64A

64

The Fan back Windsor chairs reached wide popularity following the American Revolution. This style offered the customer greater flexibility in furnishings and attractive pricing.



65A

65

Room Scene includes:

- 64A Shenandoah Bow Back Arm Chair*
- 64 Shenandoah Bow Back Side Chair*
- 172 Queen Anne Table*
- 710 Queen Anne Curio*
- 75 Highback Four Post Glider Rocker*
- FP 65 Canvas - Paradise Retreat*



346



346A

346A Deluxe
Queen Anne Arm Chair
43" H x 25½" W x 22" D
18" SH / 16½" SD
25½" AH x 18" AW

346 Deluxe
Queen Anne Side Chair
43" H x 24" W x 22" D
18" SH / 16½" SD

Available in Cherry & Oak.

46A Queen Anne
Arm Chair
42" H x 24" W x 23" D
18" SH / 16½" SD
25½" AH x 18" AW

46 Queen Anne
Side Chair
42" H x 22" W x 23" D
18" SH / 16½" SD

Queen Anne chairs available only with upholstered seats. See pages 113-115 for fabric options.

Available in Cherry & Oak.



46



46A

The Queen Anne furniture style originated in England as a tempered form of the Rococo style from the French court of King Louis XV.

The Queen Anne style relied on beautiful woods and simple curves. Emphasis on quiet dignity without elaborate carvings or turnings appealed to buyers.

23AW French Country
Arm Chair (Wood Seat)
43½" H x 23" W x 21½" D
17½" SH / 17" SD
25" AH x 17" AW

23W French Country
Side Chair (Wood Seat)
43½" H x 19" W x 21½" D
17½" SH / 17" SD

2324W French Country
Nonswivel Barstool
(Wood Seat)
44" H x 19" W x 20½" D
24" SH / 17" SD
30" SH not available

2423 French Country
Swivel Stool
44" H x 19" W x 20½" D
24" SH / 15" SD
30" SH available (SKU 3023)

Available in Cherry, Oak & Maple.



23AW



23W



Chair and nonswivel stool seats are available in wood, fabric, rush, standard leather and premium leather upholstery. See pages 113-115 for samples.



Long finials are standard on French Country chairs. Button finials available on special order.



2423



2324W

Dining Chairs



27W



27AW

27AW Shaker Ladderback Arm Chair (Wood Seat)

43½" H x 23" W x 21½" D
17½" SH / 17" SD
25" AH x 17" AW

27W Shaker Ladderback Side Chair (Wood Seat)

43½" H x 19" W x 21½" D
17½" SH / 17" SD

2427 Shaker Ladderback Swivel Stool

44" H x 19" W x 20½" D
24" SH / 15" SD
30" SH available (SKU 3027 SW)



2427



Chair, rocker and nonswivel stool seats are available in wood, fabric, rush, standard leather and premium leather upholstery. See pages 113-115 for samples.

2724W Shaker Ladderback Nonswivel Barstool (Wood Seat)

44" H x 19" W x 20½" D
24" SH / 17" SD
30" SH not available

327W Shaker Ladderback Runner Rocker (Wood Seat)

37½" H x 52" W x 23" D
18" SH / 17" SD

Available in Cherry, Oak & Maple.

The Shaker slat back chair from New England has become an icon in American furniture design. In the Eighteenth and Nineteenth centuries, nearly every home in New England had Shaker chairs.

No particular craftsman is associated with the Shaker design. Rather converts brought the chair with them as they joined the Shaker community. The production of the Shaker chair style began soon after the establishment of the first Shaker Villages. Before long, they were not only marketed among Shaker families, but to the public as well.

Room Scene includes:

27W Shaker Ladderback Side Chair
(Shown with optional button finials)
1900-60 Shaker Drawleaf Table
825C Shaker Three Door China
825B Shaker Three Door Buffet



2724W



Long finials are standard on Shaker chairs. Button finials available on special order.



327W



Dining Chairs



20



29W Deluxe Ladderback
Side Chair (Wood Seat)
41" H x 22½" W x 22" D
18" SH / 17½" SD



29AW Deluxe Ladderback
Arm Chair (Wood Seat)
41" H x 24½" W x 22" D
18" SH / 17½" SD
27" AH / 21" AW

Available in Cherry & Oak.



Chair seat available in wood,
fabric, rush, standard leather and
premium leather upholstery. See
pages 113-115 for samples.

28AW Sheafback

Arm Chair (Wood Seat)

41" H x 24½" W x 22" D
18" SH / 17" SD
26½" AH / 21" AW



28AW



28W

28W Sheafback

Side Chair (Wood Seat)

41" H x 22½" W x 22" D
18" SH / 17" SD

2428 Sheafback Swivel Stool

47" H x 19" W x 22½" D
24½" SH / 15" SD

30" SH available (SKU 3028)

No seat options.

2824W Sheafback BarStool

47" H x 19" W x 22½" D
24½" SH / 15" SD

30" SH not available

Available in Cherry & Oak.

2429 Deluxe Ladderback

Swivel Stool

47" H x 19" W x 22½" D
24½" SH / 15" SD

30" SH available (SKU 3029)

Available in Cherry & Oak.

Chair and nonswivel stool seats are available in wood, fabric, rush, standard leather and premium leather upholstery. See pages 113-115 for samples.



Room Scene includes:

- 29AU Deluxe Ladderback Arm Chair
- 29U Deluxe Ladderback Side Chair
- 146-60 Innkeepers Double Pedestal Table
- 850B Buffet
- FP81C Canvas-Morning of Hope



2429



2428



2824W



54 New England Side Chair
39½" H x 20" W x 21" D
17½" SH / 16" SD

54A New England Arm Chair
39½" H x 24" W x 21" D
17½" SH / 16" SD
26" AH x 20" AW

Available in Cherry, Oak & Maple.

The Windsor chair is likely the most popular chair style in early American history.

The Windsor chair style originated in England possibly being named after Windsor Castle when King George I ordered several for his own use.

54AD New England Desk Chair

39½" H x 24" W x 21" D
15½" - 18½" SH / 16" SD
26" AH x 20" AW



54AD

54AR New England Runner Rocker

38" H x 24" W x 25" D
17" SH / 16" SD / 20" AW



54AR

Available in Cherry, Oak & Maple.

332A Nantuckett Arm Chair

39½" H x 25" W x 22" D
17½" SH / 16" SD
28½" AH / 20" AW

332 Nantuckett Side Chair

37½" H x 22½" W x 21½" D
17½" SH / 16" SD

Available in Cherry, Oak & Maple.

320A English Windsor Arm Chair

37½" H x 21½" W x 22" D
18" SH x 16" SD
27½" AH x 20" AW



332A

320 English Windsor Side Chair

37½" H x 21" W x 20½" D
18" SH x 16" SD



332

32024 English Windsor Barstool

25½" H x 22½" W x 17" D
24" SH / 13" SD

30" SH available (SKU 32030)

Available in Cherry & Oak.

Room Scene includes:

- 54A New England Arm Chair
- 54 New England Side Chair
- 160E Clipped Corner Double Pedestal Table
- 875 Colonial Sideboard



32024



320A



320

Dining Chairs



24

34 Malibu Side Chair
41" H x 22" W x 22½" D
17½" SH / 16½" SD

34A Malibu Arm Chair
41" H x 25" W x 22½" D
17½" SH / 16½" SD
26½" AH / 19" AW

Available in Cherry & Oak.

2434 Malibu Barstool
44½" H x 21½" W x 20" D
24" SH / 16" SD
30" SH available (SKU 3034)

51A Deluxe Paddleback Windsor Arm Chair

*39½" H x 22" W x 22" D
18" SH / 16" SD
26½" AH x 17½" AW*



51A



51

51 Deluxe Paddleback Windsor Side Chair

*39½" H x 22" W x 22" D
18" SH / 16" SD*

Available in Oak.

36A Conestoga Arm Chair

*40" H x 23½" W x 22½" D
18" SH / 16½" SD
26" AH / 18" AW*



36A



36

36 Conestoga Side Chair

*40" H x 20" W x 22½" D
18" SH / 16½" SD*

Available in Oak.

50A Paddleback Windsor Arm Chair

*38½" H x 24½" W x 22" D
18" SH / 18" SD
26½" AH x 19" AW*

50 Paddleback Windsor Side Chair

*38½" H x 20½" W x 22" D
18" SH / 18" SD*

Available in Cherry & Oak.

Room Scene includes:

- 34A Malibu Arm Chair*
- 34 Malibu Side Chair*
- 182 Reeded Double Pedestal Table*
- 833 Heirloom China*
- 8363 Heirloom Buffet*

2450 Paddleback Windsor Swivel Barstool

*43" H x 18½" W x 20" D
24" SH / 16" SD
30" SH available (SKU 3050)*



2450



50A



50

Dining Chairs



30



30A

30A Spring Meadow Arm Chair

38½" H x 24½" W x 20" D
18" SH / 16" SD
27" AH / 17½" AW

30 Spring Meadow Side Chair

38½" H x 22" W x 20" D
18" SH / 16" SD

2430 Spring Meadow Swivel Barstool

42½" H x 18½" W x 21" D
24" SH / 15½" SD

30" SH available (SKU 3030)

Available in Cherry & Oak.



2430

35A Coronet Arm Chair

38½" H x 24" W x 20" D
18" SH / 16" SD
26½" AH x 17" AW

35 Coronet Side Chair

38½" H x 23" W x 20" D
18" SH / 16" SD

3524 Coronet Barstool

45½" H x 23½" W x 21" D
24" SH / 16" SD

30" SH not available

Available in Cherry & Oak.

26



35



35A



3524

**72A English Garden
Pressback Arm Chair**

40" H x 22" W x 21½" D
18" SH / 15½" SD
26" AH x 17½" AW



72A

**72 English Garden
Pressback Side Chair**

40" H x 21" W x 21½" D
18" SH / 15½" SD

Available in Oak.



72

**25A Summerfield
Arm Chair**

38½" H x 24" W x 22" D
18" SH / 16" SD
27" AH x 17½" AW



25A

**25 Summerfield
Side Chair**

38½" H x 21" W x 22" D
18" SH / 16" SD

Available in Oak.



25

**301A Springhouse
Acornback Arm Chair**

38½" H x 25½" W x 23" D
18" SH / 16" SD
27" AH x 17½" AW



301A

**301 Springhouse
Acornback Side Chair**

38½" H x 22" W x 23" D
18" SH / 16" SD

Available in Oak.



301

*Springhouse chairs have three
back options available.*

*Last digit in SKU indicates
chair back selection.*



300 Plain Back



301 Acorn Back



302 Wheat Back



21 Pennsylvania
Arrowback Side Chair
33½" H x 18" W x 20" D
18" SH / 14" SD

Available in Oak.

19A Acorn Arrowback
Arm Chair
36" H x 24" W x 21" D
17½" SH / 16" SD
27" AH x 17½" AW

19 Acorn Arrowback
Side Chair
36" H x 19" W x 20" D
17½" SH / 16" SD

Available in Cherry, Oak & Maple.

18A Colonial Arrowback
Arm Chair
36" H x 24" W x 21" D
17½" SH / 16" SD
27" AH x 17½" AW

18 Colonial Arrowback
Side Chair
36" H x 19" W x 20" D
17½" SH / 16" SD

Available in Cherry, Oak & Maple.



21



19A



19



18A



18

Room Scene includes:
21 PA Arrowback Chair
1100-64-2 Rectangle Table

Dining Chairs



30

70 Wheatland Side Chair

38" H x 20½" W x 22½" D
17½" SH / 16" SD

70A Wheatland Arm Chair

38" H x 24" W x 22½" D
17½" SH / 16" SD
26½" AH x 17½" AW

Available in Cherry, Oak & Maple.

2470 Wheatland Barstool

45½" H x 23½" W x 19" D
24" SH / 16" SD

30" SH available (SKU 3070)

17A Arrowback

Arm Chair

37" H x 21" W x 21" D
17½" SH / 16" SD
26½" AH / 18" AW

17 Arrowback

Side Chair

37" H x 21" W x 21" D
17½" SH / 16" SD

2417 Arrowback Swivel

Barstool

42" H x 20" W x 20" D
24" SH / 15" SD

30" SH available (SKU 3017)

Available in Cherry, Oak & Maple.

44A Wheatback

Arm Chair

39" H x 24" W x 21" D
18" SH / 16" SD
25½" AH / 19½" AW

44 Wheatback

Side Chair

39" H x 20" W x 21" D
18" SH / 16" SD

Available in Cherry & Oak.

Room Scene includes:

70A Wheatland Arm Chair

70 Wheatland Side Chair

157C Clipped Corner Pedestal Table

715 Carved Curio



17A

17



2417



44A



44



38A Classic Windsor Arm Chair

40" H x 26" W x 23" D
17½" SH / 15½" SD
28" AH x 20½" AW



38A



38

38 Classic Windsor Side Chair

39" H x 20½" W x 21" D
17½" SH / 15½" SD

Available in Cherry, Oak & Maple.

330A Winthrop Arm Chair

39½" H x 25" W x 22" D
17½" SH / 16" SD
28½" AH / 20" AW

330 Winthrop Side Chair

38½" H x 22½" W x 21½" D
17½" SH / 16" SD



330A



330

330AD Winthrop Desk Chair

41" H x 23½" W x 23½" D
15½" - 18½" SH / 16" SD
28½" AH / 20" AW

24330 Winthrop Barstool

43" H x 20" W x 20" D
24" SH / 15½" SD

30" SH available (SKU 30330)

Available in Cherry, Oak & Maple.



330A D



24330

Philadelphia chair makers introduced the "Sackback" Windsor chair in the early 1760's. By the 1770's, Francis Trumble supplemented the "Arch Top" name when describing an Armchair framed with a bow enclosing the spindles.

Although originating in Philadelphia furniture shops, the Sackback Windsor chair style reached far greater popularity in New England than in Philadelphia or elsewhere in the Atlantic region.

Room Scene includes:

- 38A Classic Windsor Arm Chair
- 38 Classic Windsor Side Chair
- 1200-72 Traditional Rect. Ext. Table
- 834 Heirloom Cupboard
- 8362 Heirloom Buffet



68 Heritage Dining Chair

36½" H x 25" W x 25" D
18" SH / 18" SD
25" AH / 19½" AW

Available in Cherry & Oak.

See dealer for fabric options.



68

10 Round Seat Stool

14" Diameter Seat
24" H x 17" W x 17" D
Plain legs (SKU 10P)

10S Round Seat Swivel Stool

14" Diameter Seat
24" H x 16½" W x 16½" D
Plain legs (SKU 10SP)

12 Round Seat Stool

14" Diameter Seat
30" H x 17" W x 17" D

Swivel stool available (SKU 12S & 12SP)

Available in Cherry & Oak.

31024L Saddle Seat Stool

(Leather Seat)

25½" H x 22½" W x 17" D
23" SH / 13" SD

31030 Saddle Seat Stool

31½" H x 22½" W x 17" D
29" SH / 13" SD

Available in Cherry & Oak.

Available in wood or leather seats.



12



10S



10



31024L



31030

Room Scene includes:

68 Heritage Dining Chair
145-48 Innkeepers
Single Pedestal Table
730 China Curio



5454 New England
Windsor Bench
39½" H x 52" W x 22½" D
17½" SH / 16½" SD
26" AH x 43" AW

Available in Cherry & Oak.

Seating for more than one is available with our benches. They provide a pleasant place to stop and visit.

Available in several sizes and matching our chair styles, one of these just might make an excellent accent to your room or hall.

5417 Arrowback Bench

*36½" H x 51" W x 23" D
18" SH / 16½" SD
26" AH x 47½" AW*

Bench Size Options

- 5317 - 36" Seat / 35½" AW
- 5417 - 48" Seat / 47½" AW
- 5517 - 60" Seat / 59½" AW

Available in Cherry, Oak & Maple.



5417

5438 Classic Windsor Bench

*40½" H x 48½" W x 24" D
17½" SH / 15½" SD
27½" AH / 42½" AW*

Available in Cherry & Oak.



5438

5439 Bird Cage Bench

*37" H x 51" W x 21" D
18" SH / 16½" SD
28" AH / 44½" AW*

Available in Cherry.



5439

Room Scene includes:

- 5454 New England Bench*
- 58A Thumbback Arm Chair*
- 58 Thumbback Side Chair*
- 1205-56 Antique Rect. Ext. Table*
- 815 Pie Safe*



5422

5422 Continuous Arm Bench

37½" H x 52" W x 23" D
18" SH / 16" SD
28" AH x 44" AW

Bench Size Options

- 5322 - 36" Seat / 32" AW
- 5422 - 48" Seat / 44" AW
- 5522 - 60" Seat / 56" AW

Available in Cherry & Oak.

5320 Windsor Bench

36½" H x 38" W x 21" D
18" SH / 16" SD
27" AH / 34" AW

Bench Size Options

- 5320 - 36" Seat / 34" AW
- 5420 - 48" Seat / 44" AW
- 5520 - 60" Seat / 56" AW

Available in Cherry, Oak & Maple.



5320

5418 Deacon's Bench

35" H x 50½" W x 21" D
18" SH / 16" SD
27½" AH / 44" AW

Bench Size Options

- 5318 - 36" Seat / 32" AW
- 5418 - 48" Seat / 44" AW
- 5518 - 60" Seat / 56" AW

Available in Cherry, Oak & Maple.



5418

**327W Shaker Ladderback
Runner Rocker**

*37½" H x 52" W x 23" D
18" SH / 16" SD / 17" AW*

Available in Cherry, Oak & Maple.

**54AR New England
Windsor Rocker**

*38" H x 50½" W x 21" D
18" SH / 16" SD / 20" AW*

Available in Cherry & Oak.

40AC Country Lane Rocker

*43½" H x 25½" W x 35" D
18" SH / 17½" SD / 21" AW*

Available in Cherry & Oak.

41 Concord Rocker

*42½" H x 25½" W x 35" D
18" SH / 17" SD / 19½" AW*

Available in Cherry & Oak.



327W



54AR

*The Country Lane Rocker has
three back options available.*



40P Plain Back - Oak & Cherry



40AC Acorn Back - Oak



40D Daisy Back - Cherry



40AC



41

Chair Index

Would it help to see all our chairs together to help you make up your mind which style is for you? The chair index pictures the chairs together for easy style reference. If the chair has seat options, most fabric, leather, or rush seat

photos follow the standard wood seat photos.

Not all seat options are pictured. Each chair lists the page number where you'll find larger photos and dimensions of the chair.



17A Arrowback Arm
Page 31



17 Arrowback Side
Page 31



19A Acorn Arrowback Arm
Page 29



19 Acorn Arrowback Side
Page 29



18A Colonial Arrowback Arm
Page 29



18 Colonial Arrowback Side
Page 29



21 PA Arrowback
Page 29

Dining Chair Visual Index



23AW French Country Arm
Page 17



23W French Country Side
Page 17



23AU French Country Arm
Page 17



23U French Country Side
Page 17



23AR French Country Arm
Page 17



23R French Country Side
Page 17



25A Summerfield Arm
Page 27



25 Summerfield Side
Page 27



27AW Shaker Ladderback Arm
Page 18



27W Shaker Ladderback Side
Page 18



27AU Shaker Ladderback Arm
Page 18



27U Shaker Ladderback Side
Page 18

Dining Chair Visual Index



27AR Shaker Ladderback Arm
Page 18



28AW Sheafback Arm
Page 21



28W Sheafback Side
Page 21



28AU Sheafback Arm
Page 21



28U Sheafback Side
Page 21



28AR Sheafback Arm
Page 21



29AW Deluxe Ladderback Arm
Page 20



29W Deluxe Ladderback Side
Page 20



29AU Deluxe Ladderback Arm
Page 20



29U Deluxe Ladderback Side
Page 20



30A Spring Meadow Arm
Page 26



30 Spring Meadow Side
Page 26

Dining Chair Visual Index



34A Malibu Arm
Page 24



34 Malibu Side
Page 24



35A Coronet Arm
Page 26



35 Coronet Side
Page 26



36A Conestoga Arm
Page 25



36 Conestoga Side
Page 25



38A Classic Windsor Arm
Page 33



38 Classic Side
Page 33



39A Birdcage Windsor Arm
Page 13



39 Birdcage Windsor Side
Page 13



44A Wheatback
Page 31



44 Wheatback
Page 31

Dining Chair Visual Index



46A Queen Anne Arm
Page 16



46 Queen Anne Side
Page 16



50A Paddleback Windsor Arm
Page 25



50 Paddleback Windsor Side
Page 25



51A Deluxe Paddleback Arm
Page 25



51 Deluxe Paddleback Side
Page 25



54A New England
Page 22



54 New England
Page 22



58A Thumbback Arm
Page 13



58 Thumbback Side
Page 13



59A Country Squire Arm
Page 13



59 Country Squire Side
Page 13

Dining Chair Visual Index



60A Eight Spindle Arm
Page 11



60 Eight Spindle Side
Page 11



64A Shenandoah Arm
Page 15



64 Shenandoah Side
Page 15



65A Shenandoah Fanback Arm
Page 15



65 Shenandoah Fanback Side
Page 15



70A Wheatland Arm
Page 30



70 Wheatland Side
Page 30



72A English Garden Arm
Page 27



72 English Garden Side
Page 27



301A Springhouse Arm
Page 27



301 Springhouse Side
Page 27

Dining Chair Visual Index



320A English Windsor Arm
Page 23



320 English Windsor Side
Page 23



321AW Manor House Arm
Page 7



321W Manor House Side
Page 7



321AU Manor House Arm
Page 7



321U Manor House Side
Page 7



321ASL Manor House Arm
Page 7



321SL Manor House Side
Page 7

46



330A Winthrop Arm
Page 33



330 Winthrop Side
Page 33



332A Nantuckett Arm
Page 23



332 Nantuckett Side
Page 23

Dining Chair Visual Index



334AW Liberty Arm
Page 9



334W Liberty Side
Page 9



334AU Liberty Arm
Page 9



334U Liberty Side
Page 9



336AW Cambridge Arm
Page 9



336W Cambridge Side
Page 9



336AU Cambridge Arm
Page 9



336U Cambridge Side
Page 9



346A Queen Anne Deluxe Arm
Page 16



346 Queen Anne Deluxe Side
Page 16



350AW Manhattan Arm
Page 11



350W Manhattan Side
Page 11

Dining Stool Visual Index



350AU Manhattan Arm
Page 11



68 Heritage Dining Chair
Page 35



54AD New England Desk Chair
Page 23



330AD Winthrop Desk Chair
Page 33

Upon special order, desk chairs can be ordered in any Windsor chair style.



10 Round Seat Stool
Page 35



31030 Saddle Stool
Page 35



2324W French Country Barstool
Page 17



2724W Shaker Barstool
Page 18

48



2824W Sheafback Barstool
Page 21



3524 Coronet Barstool
Page 26



32024 English Windsor Barstool
Page 23



32124W Manor House Barstool
Page 7

Dining Stool Visual Index



2417 Arrowback Barstool
Page 31



2423 French Country Barstool
Page 17



2427 Shaker Barstool
Page 18



2428 Sheafback Barstool
Page 21



2429 Deluxe Ladderback Barstool
Page 21



2430 Spring Meadow Barstool
Page 26



2434 Malibu Stool
Page 24



2450 Paddleback Windsor Stool
Page 25



2458 Thumbback Barstool
Page 13



2460 Eight Spindle Barstool
Page 11



2470 Wheatland Barstool
Page 30



24330 Winthrop Barstool
Page 33

Upon special order, any Windsor chair style can be ordered as a swivel barstool.

Table Construction and Options



Table Finishes

Our furniture finishes form a tough coating to shield your furniture because scuffs and spills do sometimes happen!

Our finishes are resistant to water and most other common

household solvents. All finishes are heat sensitive. Avoid placing hot dishes directly on the table. Always use hot pads or placemats for your place settings.

See page 119 for full finish care.



Hand-planed Tops

Handplaning is done with a traditional block plane. Cherry wood brings the best look with handplaning. Tearouts, gouges, spoke-shaved edges and rippled surfaces are a standard result of hand-planing to give an antiqued, authentic look.



Corner Brackets

Table legs are bolted to sturdy corner brackets for easy removal. The brackets are notched into the table skirting for secure leg support.



Table Levelers

Table glides are sized to match leg footprint. They adjust in or out to level your table or to match an uneven floor.



Extension Slides

All pedestal tables have geared slide rails to maintain balance and stability. Hardwood slides are standard on all our extension tables. This support framework expands smoothly and is dependable for years of use.



Self-storing leaves

Many of our extension and pedestal tables have convenient space inside the table for leaf storage. Just extend the table,

lift leaves out and place them in the table!

Look for labels which specify the self-store feature.

American Heirlooms offers significant options on extension leg tables. Choose the tabletop style that fits your needs the best.

Then select the skirt and leg style to create a dining table that will match your decor and your personal tastes.

Pedestal tables are customizable with single or double pedestals and with two foot options.

Note that all tables can be ordered with a standard smooth top or a hand-planed top. When ordering a hand-planed top, also select a Heritage Finish.

Table Gallery





110 Rectangle Extension Table – 12" Non-skirted Leaves

110 Rectangle Extension Tables 12" Non-skirted Leaves

1103-56-2 Shaker Extension Table
30" H x 38" W x 56" L

2 12" leaves extends to 80"
Leaf quantity options: 2, 4, 6, 8, 11

1105-64-2 Traditional Extension Table
30" H x 42" W x 64" L

2 12" leaves extends to 88"
Leaf quantity options: 2, 4, 6, 8, 11

1100-72-8 Traditional Extension Table
30" H x 44" W x 72" L

8 12" leaves extends to 168"
Leaf quantity options: 2, 4, 6, 8, 11

Leaf Quantity Options

- 2 self-storing leafings
- 4 (two self-storing)
- 6 with two center legs
- 8 with two center legs
- 11 with two center legs

110 Rectangle Extension Table

Create your own table for your own tastes and style!

You can select your preference of

- Skirt
- Size
- Extension Leaf Quantity
- Leg
- Table Height

on your new table. Go to the Table Options Center on pages 64-65 for more specifications.



1103-56-2

- #3 Shaker Skirt
- 30" Height
- D Leg



1105-64-2

- #5 Antique Skirt
- 30" Height
- C Leg



1100-72-8

Room Scene includes:

334AW Liberty Arm
334W Liberty Side
1100-72-2 Traditional
Extension Table

- #0 Traditional Skirt
- 30" Height
- D Leg



120 Rectangle Extension Tables – 20" Skirted Leaves

120 Rectangle Extension Tables 20" Skirted Leaves

1205-56 Shaker Extension Table

30" H x 38" W x 56" L

1 20" skirted leaf ext. to 76"
Second skirted leaf optional



1205-56

- #5 Antique Skirt
- 30" Height
- B Leg

1207-64 Antique Extension Table

30" H x 44" W x 64" L

1 20" skirted leaf ext. to 84"
Second skirted leaf optional



1207-64

- #7 French Skirt
- 30" Height
- E Leg

1207-72 Rectangle Extension Table

30" H x 44" W x 72" L

1 20" skirted leaf ext. to 92"
Second skirted leaf optional



1200-72

- #0 Traditional Skirt
- 30" Height
- G Leg

120 Rectangle Extension Table

Create your own table for your
own tastes and style!

You can select your preference of

- Skirt
- Size
- Extension Leaf Quantity
- Leg
- Table Height

on your new table. Go to the
Table Options Center on pages
64-65 for more specifications.

Room Scene includes:

5454 New England Bench

58 A Thumbback Arm Chair

58 Thumbback Side Chair

1205-56 Antique Extension Table

815 Pie Safe



**130 Round
Extension Tables**

**1303-42 Round Shaker
Extension Table**

30" H x 42" R

1 20" skirted leaf ext. to 62"

**1300-48 Round Traditional
Extension Table**

30" H x 48" R

2 20" skirted leaves ext. to 88"

**1305-54 Round Antique
Extension Table**

30" H x 54" R

2 20" skirted leaves ext. to 94"

*No leaf options on the 130 Round
Extension Tables.*

**130 Round
Extension Table**

*Create your own table for your
own tastes and style!*

You can select your preference of

- Skirt
- Size
- Leg
- Table Height

*on your new table. Go to the
Table Options Center on pages
64-65 for more specifications.*



1303-42

- #3 Shaker Skirt
- 30" Height
- D Leg
- Extended with 20" Skirted Leaf



1300-48

- #0 Traditional Skirt
- 30" Height
- F Leg



1305-54

- #5 Antique Skirt
- 30" Height
- A Leg

Room Scene includes:

60A Eight Spindle Arm Chair

60 Eight Spindle Side Chair

1303-42 Round Shaker

Extension Table

915C Estates China

915B Estates Buffet



58



1405-54

1405-54 Gathering Table
36" H x 36" W x 54" L
1 18" leaf ext. to 54" sq.

The gathering table is a rectangle table that opens up to a square with the leaf in place. It's great for informal rooms.

Available in the standard 30" height or in 36" height as shown above. The 36" height fits well with barstools.

140 Gathering Tables

1403-54 Gathering Table

36" H x 36" W x 54" L

1 18" leaf ext. to 54" sq.

1407-60 Gathering Table

30" H x 40" W x 60" L

1 20" leaf ext. to 60" sq.

1400-60 Gathering Table

30" H x 40" W x 60" L

1 20" leaf ext. to 60" sq.



1403-54

- #3 Shaker Skirt
- 36" Height
- C Leg

140 Gathering Table

Create your own table for your own tastes and style!

You can select your preference of

- Skirt
- Size
- Leg
- Table Height

on your new table. Go to the Table Options Center on pages 64-65 for more specifications.



1407-60

- #7 French Skirt
- 30" Height
- C Leg

Room Scene includes:

32024 English Windsor Barstool
1405-54 Gathering Table



1400-60

- #0 Traditional Skirt
- 30" Height
- A Leg
- Extends to 60" square with 20" Skirted leaf



150 Farm Tables

1507-54 Farm Table
30" H x 36" W x 54" L

1505-64 Farm Table
30" H x 42" W x 64" L

1503-74 Farm Table
30" H x 44" W x 74" L



- 1507-54
- #7 French Skirt
 - 30" Height
 - E Leg

150 Farm Table
Create your own table for your own tastes and style!

You can select your preference of

- Skirt
- Size
- Leg
- Table Height

on your new table. Go to the Table Options Center on pages 64-65 for more specifications.



- 1505-64
- #5 Antique Skirt
 - 30" Height
 - B Leg

Room Scene includes:
28AW Sheafback Arm Chair
28W Sheafback Side Chair
1505-64 Farm Table



- 1503-74
- #0 Traditional Skirt
 - 30" Height
 - D Leg



190 Drawleaf Tables

1900-60 Traditional Drawleaf Table

30" H x 40" H x 60" L
16" Drawleaves

1907-60 French Drawleaf Table

30" H x 40" H x 60" L
16" Drawleaves

The #0 Straight Skirt and the #7 French Skirt are available in 190 Drawleaf tables.

Drawleaf tables also available in 54", 72", and 84" sizes. See Table Options Center on page 64-65 for additional information.



1900-60

- #0 Traditional Skirt
- 30" Height
- D Leg



Easily extend your tabletop without removing items from your tabletop.



One person can easily and quickly pull out the leaf stored beneath the table top. The leaf rocks back and slides forward to interlock with tabletop.

190 Drawleaf Table

Create your own table for your own tastes and style!

You can select your preference of

- Skirt
- Size
- Leg
- Table Height

on your new table. Go to the Table Options Center on pages 64-65 for more specifications.



1907-60

- #7 French Skirt
- 30" Height
- E Leg

Room Scene includes:

27AW Shaker Ladderback

Arm Chair

27W Shaker Ladderback

Side Chair

1900-60 Traditional Stowleaf Table

820C Shaker Two-Door China

820B Shaker Three-Door Buffet

Table Options Center

1. Table Style


- 110 Rectangle Extension Table
- 120 Rectangle Extension Table
- 130 Round Extension Table
- 140 Gathering Table
- 150 Farm Table
- 190 Drawleaf Table

2. Table Skirt

#0 Traditional



#3 Shaker



#5 Antique



#7 French



Edge

(Edges vary per table)

#30 Simple



#32 Bullnose



#46 Traditional




#48 French



3. Table Size

(110 & 120 table sizes shown)



4. Table Legs



The chart below lists all the sizes and options available for each table series. SKU number

explanations are listed in color coding to simplify your table customization.

110 Rectangle Extension Tables - 12" Nonskirted Leaves

Skirt / Edge	SKU # (1100-56-2) Top Skirt - Size - Leaf	Tables Sizes (Available 30" & 36" High) Leaf Quantity Options: 2, 4, 6, 8, or 11 lvs.	Leg Options ○ = 30" H ○ = 30" & 36" H
#0 Traditional / #30	1100- - -	56 - 38" W x 56" L (2-12" leaves extends to 80") 64 - 42" W x 64" L (2-12" leaves extends to 88") 72* - 44" W x 72" L (2-12" leaves extends to 96")	(A, B, C, D, E, F, I, J)
#3 Shaker / #32	1103- - -		(A, B, C, D, E, F, I, J)
#5 Antique / #30	1105- - -		(A, B, C, D, E, F, I, J)
#7 French / #48	1107- - -		(A, B, C, D, E, F, G)

120 Rectangle Extension Tables - 20" Skirted Leaves

Skirt / Edge	SKU # (1200-56-2) Top Skirt - Size - Leaf	Tables Sizes (Available 30" & 36" High) Leaf Quantity Options: 1 or 2 leaves.	Leg Options ○ = 30" H ○ = 30" & 36" H
#0 Traditional / #30	1200- - -	56 - 38" W x 56" L (1-20" leaf extends to 76") 64 - 42" W x 64" L (1-20" leaf extends to 84") 72* - 44" W x 72" L (1-20" leaf extends to 92")	(A, B, C, D, E, F, I, J)
#3 Shaker / #32	1203- - -		(A, B, C, D, E, F, I, J)
#5 Antique / #30	1205- - -		(A, B, C, D, E, F, I, J)
#7 French / #48	1207- - -		(A, B, C, D, E, F, G)

130 Round Extension Tables

Skirt / Edge	SKU # (1300-54) Top Skirt - Size	Table Sizes (Available 30" & 36" High)	Leg Options ○ = 30" H ○ = 30" & 36" H
#0 Traditional / #46	1300- -	42 - 42" R (1-20" leaf extends to 62")	(A, B, C, D, E, F, I, J)
#3 Shaker / #32	1303- -	48 - 48" R (2-20" leaves extends to 88")	(A, B, C, D, E, F, I, J)
#5 Antique / #30	1305- -	54 - 54" R (2-20" leaves extends to 94")	(A, B, C, D, E, F, I, J)

140 Gathering Tables

Skirt / Edge	SKU # (1400-60) Top Skirt - Size	Table Sizes (Available 30" & 36" High)	Leg Options ○ = 30" H ○ = 30" & 36" H
#0 Traditional / #30	1400- -	54 - 36" W x 54" L (1-18" leaf extends to 54" sq.) 60 - 40" W x 60" L (1-20" leaf extends to 60" sq.)	(A, B, C, D, E, F, I, J)
#3 Shaker / #32	1403- -		(A, B, C, D, E, F, I, J)
#5 Antique / #30	1405- -		(A, B, C, D, E, F, I, J)
#7 French / #48	1407- -		(A, B, C, D, E, F, I, J)

150 Farm Tables

Skirt / Edge	SKU # (1500-54) Top Skirt - Size	Table Sizes (Available 30" & 36" High)	Leg Options ○ = 30" H ○ = 30" & 36" H
#0 Traditional / #30	1500- -	54 - 36" W x 54" L 64 - 42" W x 64" L 74* - 44" W x 74" L	(A, B, C, D, E, F, I, J)
#3 Shaker / #32	1503- -		(A, B, C, D, E, F, I, J)
#5 Antique / #30	1505- -		(A, B, C, D, E, F, I, J)
#7 French / #48	1507- -		(A, B, C, D, E, F, G)

190 Drawleaf Tables

Skirt / Edge	SKU # (1900-60) Top Skirt - Size	Table Sizes (Available 30" & 36" High)	Leg Options ○ = 30" H ○ = 30" & 36" H
#0 Traditional / #30	1900- -	54 - 36" W x 54" L (2-16" leaves extends to 86") 60 - 40" W x 60" L (2-16" leaves extends to 92") 72 - 42" W x 72" L (2-20" leaves extends to 112") 84 - 44" W x 84" L (2-20" leaves extends to 124")	(A, B, C, D, E, F, I, J)
#3 Shaker / #32	1903- -		(A, B, C, D, E, F, I, J)
#5 Antique / #30	1905- -		(A, B, C, D, E, F, I, J)
#7 French / #30	1907- -		(A, B, C, D, E, F, I, J)

* Standard with 4" legs.



Innkeeper's Pedestal Tables

146-60 Innkeeper's Double Pedestal Table

30" H x 40" W x 60" L

Table includes 2 12" non-skirted self-storing leaves.

Extended length: 84"



146-60

146-66 Innkeeper's Double Pedestal Table (Not shown)

30" H x 44" W x 66" L

Table includes 4 12" non-skirted self-storing leaves.

Extended length: 114"

145-42 Innkeeper's Single Pedestal Table (Not shown)

30" H x 42" R

Table includes 2 12" skirted leaves.

Extended length: 66"

Solid top table: SKU 144-42

145-48 Innkeeper's Single Pedestal Table

30" H x 48" R

Table includes 2 12" skirted leaves.

Extended length: 72"

Solid top table: SKU 144-48

148-36 Pub Style Single Pedestal Table

36" H x 36" R

42" Diameter: SKU 148-42



145-48



148-36

Room Scene includes:

35 A Coronet Arm Chair

35 Coronet Side Chair

146-60 Innkeepers Double Pedestal Table



Colonial Pedestal Tables

154-48C Colonial Single Pedestal Table

30" H x 48" R

Table includes 2 12" skirted leaves.

Extended length: 72"

Available Sizes:

154-42 -30" H x 42" R

154-48 -30" H x 48" R



154-48

158E Colonial Double Pedestal Table

30" H x 44" W x 72" L

Table includes 4 12" non-skirted self-storing leaves.

Extended length: 120"

Select from the Claw foot or the Empire foot options.

The or in the table SKU number indicates foot selection.



Claw foot



Empire Foot

Leaves store conveniently inside framework on the double pedestal extension tables.



158

Room Scene includes:

17 Arrowback Side Chair

154-48C Colonial Single Pedestal Table

880 Shaker Corner Cabinet



**Clipped Corner
Pedestal Tables**

**157C Clipped Corner
Single Pedestal Table**

30" H x 44" Square

Table includes 2 12" skirted leaves.

Extended length: 68"



157 **C**

**160E Clipped Corner
Double Pedestal Table**

30" H x 44" W x 72" L

Table includes 4 12" non-skirted
self-storing leaves.

Extended length: 120"

Select from the Claw foot or
the Empire foot options.

The **C** or **E** in the table
SKU number indicates foot
selection.



Claw foot



Empire Foot

Leaves store conveniently
inside framework on the
double pedestal extension
tables.



160 **E**

Room Scene includes:

34A Malibu Arm Chair

34 Malibu Chair

160E Clipped Corner Double

Pedestal Table - Empire Foot

816 Jelly Cupboard

FP82 Apples Wall Hanging

Pedestal Tables



72

The Iron Pedestal table adds personality to anyone's dining room!

Our metal bases are finished with baked-on powder coating and hand brushed with gold antique gilding.

152-54



Iron Pedestal Tables

152-46 Iron Pedestal Table

30" H x 46" Round

Table includes two 16" skirted leaves.

Extended length: 78"

152-48 Iron Pedestal Table

(not pictured)

30" H x 48" Round

Table includes two 12" skirted leaves.

Extended length: 72"

152-54 Iron Pedestal Table

(Shown on previous page)

30" H x 54" Round

Table includes 1-20" skirted leaf.

Extended length: 74"



152-46

Room Scene includes:

321AW Manor House Arm Chair

321W Manor House Side Chair

152-46 Iron Pedestal Table

8351 Heirloom Buffet

831 Baker's Rack



152-46

Shown fully extended



Reeded Pedestal Tables

**180-42 Reeded Single
Pedestal Table**

30" H x 42"R

*Extends to 66" with two 12"
skirted leaves.*



180-42

**180-48 Reeded Single
Pedestal Table**

30" H x 48"R

*Extends to 72" with two 12"
skirted leaves.*



180-48

**182 Reeded Double
Pedestal Table**

30" H x 42" W x 64"

*Extends to 112" with four
skirted 12" leaves.*



182

Room Scene includes:

54A New England Arm Chair

54 New England Side Chair

180-48 Innkeepers Single

Pedestal Table

875 Sideboard



Dropleaf Tables

162-2 Square Dropleaf Extension Table

Leaves down:
30" H x 29" W x 46" L

Leaves up:
30" H x 46" Square

Center Extension Options

- 162-2 extends to 70"
- 162-4 extends to 94"
- 162-7 extends to 130"



162-2



163 Round Dropleaf Table

(not pictured)
Leaves down:
30" H x 29" W x 46" L

Leaves up:
30" H x 46" Round

No Center Extensions

Leg Options
For Dropleaf Tables 162-164 choose from legs, A, B, C, D, E, F, I, & J. See Table Options Center on page 64 for photos of leg options.



164-2

164-2 Round Extension Dropleaf Table

Leaves down:
30" H x 29" W x 46" L

Leaves up:
30" H x 46" Round

Center Extension Options

- 164-2 extends to 70"
- 164-4 extends to 94"
- 164-7 extends to 130"



166 Rectangle Dropleaf Table

Leaves down:
30" H x 29" W x 64" L

Leaves up:
30" H x 45" W x 32" L

No Center Extensions



166

166 Leg Options



D K

Room Scene includes:

- 320 English Windsor Side Chair
- 162-2 Square Dropleaf Extension Table
- 850C China
- 850B Buffet



Queen Anne Tables

172-2 Queen Anne Table

30" H x 42" W x 54" L

Center Extension Options

- 172-2 extends to 78"
- 172-4 extends to 102"
- 172-6 extends to 126"
- 172-8 extends to 150"
- 172-11 extends to 186"

174 Queen Anne Table

30" H x 44" W x 66" L

Extends to 106" with two 20" skirted leaves.



172-2

Oval Extension Tables

134-2 Oval Extension Table

30" H x 42" W x 54" L

Center Extension Options

- 134-2 extends to 78"
- 134-4 extends to 102"
- 134-6 extends to 126"
- 134-8 extends to 150"
- 134-11 extends to 186"

135-2 Oval Extension Table

(Not Pictured)

30" H x 44" W x 66" L

Center Extension Options

- 135-2 extends to 90"
- 135-4 extends to 114"
- 135-6 extends to 138"
- 135-8 extends to 162"
- 135-11 extends to 198"



174

134 & 135 Leg Options

Choose from legs, A, B, C, D, E, F, I, & J. See Table Options Center on page 65 for photos of leg options.

Room Scene includes:

- 64A Shenandoah Bow Back Arm Chair
- 64 Shenandoah Bow Back Side Chair
- 172-2 Queen Ann Table
- 710 Queen Anne Curio
- 75 Highback Four Post Glider Rocker
- FP65 Paradise Retreat



134-2



Cabinet Lights

Bright white light from Halogen fixtures illuminates our cabinets.



Tongue & Groove Backing

All china tops have solid wood tongue & groove backing. This is true to form for traditional antique furniture. Several chinas come with mirrored backs as shown in catalog.



Beveled Glass

Beveled Glass will highlight the collectables you have spent many years acquiring.



Raised Panels

All raised panels are floating on neoprene spacers. This eliminates the rattling or cracking of panels as your furniture expands or contracts with the seasons.



Corner Block

Mitered corner joints are reinforced with a butterfly to retain a tight miter in summer or winter.




Base Detail

Note the through dovetails on the bracket foot of select cabinets. This is a strong, durable joinery method with great aesthetic appeal.



Drawer Dovetail

Drawer dovetails are the mark of quality heirlooms. All drawer fronts are dovetailed directly to the drawer box sides. Drawer box sides are made from the same species of solid wood as the rest of the cabinet.



Hardwood Slides

All American Heirloom buffet drawers have authentic hardwood slides. These slides are waxed in manufacturing and can be waxed periodically to maintain optimal smoothness.

American Heirlooms cabinet shelves are not adjustable unless specified as adjustable. Hardware options apply only to the cabinet style

that is associated with the hardware group pictured on a given page.

Cabinet Gallery





Heirloom Tops

831 Heirloom Baker's Rack
46" H x 60" W x 17" D

833 Heirloom China
46" H x 60" W x 17" D

834 Heirloom Cupboard
46" H x 60" W x 17" D

831 Heirloom Baker's Rack



Two wooden shelves.
Top: 6½" x 55½"
Bottom: 8½" x 55½"

833 Heirloom China



Touch light and two full depth glass shelves with plate grooves.

834 Heirloom Cupboard



End compartments – touch lights and one full depth glass shelf with plate groove.
Open center – full depth adjustable solid wood shelf.

Heirloom Buffets

8351 Heirloom Open-front Buffet
35" H x 60" W x 19" D

End compartments – full depth adjustable solid wood shelf.

Open center – full depth adjustable solid wood shelf.

8362 Heirloom Doors & Drawers Buffet
35" H x 60" W x 19" D

End compartments – full depth adjustable solid wood shelf.



835 **1** Heirloom Open-front Buffet



836 **2** Heirloom Doors & Drawers Buffet

Fourth digit in buffet SKU number indicates foot selection.

Room Scene includes:

- 34A Malibu Arm Chair
- 34 Malibu Side Chair
- 833 Heirloom China
- 8363 Heirloom Buffet
- 182 Reeded Double Pedestal Table



Bun Foot **1**



Bracket Foot **2**



French Foot **3**



Traditional Base **4**

833 Heirloom China



Hardware Options



Wrought Iron (WI)



Wrought Iron (WI)



Polished Brass (PB)



Polished Brass (PB)

8364 Heirloom Doors & Drawers Buffet



8363 Heirloom Doors & Drawers Buffet

Your home and storage needs help you decide what is important in a Cabinet.

With the Heirloom Cabinet model, you can build a cabinet that meets your needs best.

Choose from three top styles; the Heirloom China, the Heirloom Cupboard, and the Baker's Rack.

Choose from two Buffet styles. The Doors & Drawers buffet and the Open-Front buffet. Refer to page 83 for buffet feet options.

834 Heirloom Cupboard



831 Heirloom Baker's Rack



8362 Heirloom Doors & Drawers Buffet

8351 Heirloom Open-front Buffet

Hardware Options



Wrought Iron (WI)



Wrought Iron (WI)



Polished Brass (PB)



Polished Brass (PB)



890C Shaker 4 Door China
47" H x 77" W x 14½" D

890B Shaker 4 Door Buffet
33" H x 74" W x 19½" D

880 Shaker Corner Cabinet
78½" H x 42" W x 22" D
Corner depth: 30"

820C Shaker 2 Door China
47" H x 54½" W x 14½" D

820B Shaker 2 Door Buffet
33" H x 51" W x 19½" D

825C Shaker 3 Door China
47" H x 64" W x 14½" D

825B Shaker 3 Door Buffet
33" H x 61" W x 19½" D

All Shaker Chinas have bar lights and glass shelves with plate grooves.

All Shaker Buffets have one ¾ depth solid wood shelf.



890C China
890B Buffet

Hardware Options



Antique Brass (AB)



Wrought Iron (WI)



Wood (WD)

Room Scene includes:

2324 French Country

Ladderback Stool

320 English Windsor Side Chair

162-2 Extension Drop-leaf Table

820C Shaker 2-Door China with

Antique Brass hardware

820B Shaker 2-Door Buffet

with Antique Brass hardware



880 Corner Cabinet



820 C China
820 B Buffet



825 C China
825 B Buffet

Cabinets



885

885 Shaker Sideboard
37" H x 56" W x 18½" D

875 Colonial Sideboard
40" H x 56" W x 18" D

815 Pie Safe
49½" H x 40½" W x 16" D

816 Jelly Cupboard
49½" H x 40½" W x 16" D

The 815 and 816 cabinets have two full depth adjustable solid wooden shelves.



875

Hardware Options



Pewter (PT)



Pewter (PT)



Antique Brass (AB)



Antique Brass (AB)

88



816



815

235 Shaker Secretary Desk
51½" H x 35½" W x 22" D

840C Canted-front China
49½" H x 68½" W x 21" D

Touch light, 2 glass shelves with plate grooves, and mirrored back.

840B Canted-front Buffet
30" H x 66½" W x 20½" D

End compartments have ¾ depth wooden shelf.

Slant top desk opens to reveal pigeon holes and drawer.



Hardware Options



Pewter (PT)



Pewter (PT)

89



Antique Brass (AB)



Antique Brass (AB)



805 C Colonial China
45" H x 55" W x 14½" D

Touch light & glass shelves with plate grooves.

805 B Colonial Buffet
36" H x 54" W x 19½" D

One ¾ depth wooden shelf.



805C China
805B Buffet

Hardware Options



Antique Brass (AB)



Wrought Iron (WI)



Wood (WD)

Room Scene includes:
332A Nantucket Arm Chair
332 Nantucket Side Chair
1305-54 Round Table
805C China
805B Buffet



Crown Molding



Hardware



Foot Molding



915C Estates China
47" H x 69" W x 15" D

915B Estates Buffet
34½" H x 65" W x 19½" D

910C Estates China
47" H x 48½" W x 14½" D

910B Estates Buffet
35" H x 45" W x 19½" D

Estates chinas come with bar light and glass shelves with plate groove.

Estates buffets come with one ¾ depth solid wood shelf.

915C Estates China
915 B Estates Buffet

Hardware Options



Brushed Nickel (BN)



Antique Brass (AB)



Wood (WD)



910C Estates China
910B Estates Buffet

850C China

44½" H x 53½" W x 15" D

850B Buffet

35" H x 54" W x 19½" D

855 Corner Cabinet

80" H x 44" W x 22" D

Chinas come with touch light, one glass shelf with plate groove and mirrored back.

Buffets come with one ¾ depth solid wood shelf.



850C China
850B Buffet



855 Corner



720

720 Curio Cabinet
74" H x 55½" W x 15" D
Four shelves standard.

715 Carved Curio
65" H x 40" W x 15½" D
Two shelves standard.

700 Hall Curio
74" H x 19" W x 15" D
We recommend fastening the top of the Hall Curio to the wall for additional stability.
Four shelves standard.



700

All Curio cabinets include lights and glass shelves with plate grooves.

Additional shelves are available upon request.



715

Room Scene includes:
720 Carved Curio
45 Four Post Glider





710

710 Queen Anne Curio
74" H x 30" W x 15" D

Four shelves standard.

725 Queen Anne Curio
45" H x 26" W x 15" D

Two shelves standard.

740 Console Curio
36½" H x 29½" W x 16½" D

Two shelves standard.



725



740

All Curio cabinets include lights and glass shelves with plate grooves.

Additional shelves are available upon request.

730 China Curio
78" H x 46½" W x 16" D
Three shelves standard.

735 Corner Curio
78" H x 37" W x 20" D
Four shelves standard.

705 Curio Cabinet
74" H x 33½" W x 15" D
Four shelves standard.



730



735



705

All Curio cabinets include lights and glass shelves with plate grooves.

Additional shelves are available upon request.



Glider Rockers

45 Four Post Glider Rocker

40" H x 32" W x 32" D
18" SH / 19" SD

45SW Four Post Swivel Glider Rocker

40" H x 32" W x 32" D
18" SH / 19" SD

75 Four Post Highback Glider Rocker

43" H x 31" W x 30" D
18" SH / 19" SD

75SW Four Post Highback Glider Rocker

43" H x 31" W x 30" D
18" SH / 19" SD

*Four Post Glider rockers
available in Cherry & Oak.*

77 Archback Glider Rocker

42" H x 24" W x 30" D
18" SH / 20" SD

Available in Ash.

43U Ottoman

14½" H x 19½" W x 20" D

Available in Cherry, Oak & Ash.

See Zimmerman Chair Glider
Fabric Book for
dozens of fabric options.



45



45SW



77



75



75SW



43U

Room Scene includes:

106 Magazine Rack
FP82 Apples Wall Hanging
75 Highback Four Post Glider Rocker



100



260 Country Lodge Sofa Table
30" H x 44" W x 16" D



Country Lodge Occasionals have hand-planed tops and square pegs.

252 Country Lodge
Rectangle Coffee Table
19" H x 44" W x 26" D



252

256 Country Lodge
Square Coffee Table
19" H x 36" Square



256

258 Country Lodge
Round Coffee Table
19" H x 42" R



258

250 Country Lodge
End Table
23" H x 20" W x 26" D

255 Country Lodge
Chair-side Cabinet
23" H x 19" W x 25" D
Reversible mag rack.
Tabletop 16" wide.

254 Country Lodge
Lamp Table (*Not shown*)
23" H x 24" W x 28" D

Similar to the 250 Country Lodge End Table, but with a wooden shelf 4" above floor.

Country Lodge Occasional is made from Rustic cherry wood. To add to the rustic look the table tops are planked and hand-planed.

Room Scene includes:
260 Country Lodge Sofa Table
250 Country Lodge End Table
258 Country Lodge Coffee Table
FP83 Winter Haven

Hardware Options



Cup Handle (CP)



Wood (WD)



250



255



218 Queen Anne
Oval Coffee Table
18" H x 23½" W x 45" L

One drawer



218

220 Queen Anne
Rectangle Coffee Table
18" H x 23½" W x 46" L

One drawer



220

226 Queen Anne Sofa Table
30" H x 16" W x 37" L

One drawer



226

228 Queen Anne Sofa Table
30" H x 16" W x 54" L

Two drawers

*Queen Anne Occasional furniture
available in Cherry & Oak.*



228

Room Scene includes:
228 Queen Anne Sofa Table
220 Queen Anne Coffee Table
204 Rectangle End Table



230

230 Queen Anne
Writing Desk

29½" H x 51" W x 22" D

Center Drawer
19" W x 14½" L x 2" D

End Drawers
9½" W x 14½" L x 4½" D



222

204 Queen Anne
Rectangle End Table

23" H x 22" W x 27" L

One drawer

222 Queen Anne
Round Coffee Table

17" H x 42" R

No drawer

Queen Anne Occasional furni-
ture available in Cherry & Oak.



204

214 Queen Anne
Dropleaf End Table

Leaves down:

24½" H x 18" W x 26"

Leaves up:

24½" H x 31½" W x 26"

No drawer

104



208

208 Queen Anne
Oval End Table

23½" H x 22" W x 26" D

One drawer



214



104 Colonial End Table
23½" H x 22" W x 27" D

One drawer



104

120 Colonial Coffee Table
18½" H x 46" W x 22" D

No drawer



120

126 Colonial Sofa Table
29½" H x 22" W x 16" D

One drawer



126

128 Colonial Sofa Table
29½" H x 54" W x 16" D

Two drawers

*Colonial Occasional furniture
Available in Oak.*



128



106



88

88 Child's Round Table

20" H x 30" R

Available in Cherry & Oak.

80 Child's Bowback Chair
26" H x 15" W x 15" D

84 Child's Bowback Rocker
25½" H x 14½" W x 23½" D

79 Child's Wheatback Chair
26" H x 15" W x 15" D

83 Child's Wheatback Rocker
27½" H x 15" W x 23½" D

78 Child's Acornback Chair
28" H x 15" W x 15" D

Available in Plain back (SKU# 78P)

82 Child's Acornback Rocker
25½" H x 15" W x 23½" D

Available in Plain back (SKU# 82P)

All chairs available in Cherry & Oak.



80



84



79



83

Room Scene includes:

80 Child's Bowback Chair

88 Child's Round Table



78



82



90

90 Bowback High Chair
39" H x 20½" W x 20" D

91 Wheatback High Chair
39" H x 20½" W x 20" D

92 Acorn High Chair
39½" H x 17" W x 20½" D

Available in Plain back (SKU 92P)

All highchairs have sliding trays with safety seat straps.

All high chairs available in Cherry & Oak.



91



92

85 Child's Glider Rocker
18½" H x 18" W x 31" D

Available in Oak.

106 Magazine Rack
17" H x 17" W x 9½" D

Available in Cherry & Oak.

86 Child's Rectangle Table
20" H x 32" W x 20" D

Available in Cherry & Oak.



85



106



86

Standard Finishes

Zimmerman Chair's Standard Finishes are non-distressed smooth finishes. The grain character and color variations of solid wood are a beautiful part of the solid wood finish.

Notice that the wood variations are more apparent in the lighter finishes. All Zimmerman Chair Products are available in the Standard finishes.



Nutmeg (*Oak*)



Autumn Wheat (*Oak*)



Barley (*Oak*)



Lynford (*Oak*)



Provincial (*Oak*)



Golden Oak (*Oak*)



Centennial (*Cherry*)



Cordovan (*Cherry*)



Sunset (*Cherry*)



Fireside (*Cherry*)

Heritage Finishes

Zimmerman Chair's Heritage Finishes are distressed with worm holes, dings, simulated cracks, and spoke-shaved corners.

The wood is stained and glazed to accent the simulated years of wear. All Zimmerman Chair products are available in the Heritage finishes.



Heritage Frontier (Oak)



Heritage Pecan (Oak)



Heritage Spice (Oak)



Heritage Walnut (Oak)



Heritage Chestnut (Oak)



Heritage Cherry Valley (Cherry)



Heritage Legacy (Cherry)



Heritage Russet (Cherry)



Heritage Vintage (Cherry)



Heritage Brandywine (Cherry)



Heritage Paints

Zimmerman Chair's Heritage Paint Finishes are distressed with worm holes, dings, simulated cracks, and spoke-shaved corners. The paint lacquer is applied, rubbed through, and glazed to accent the simulated years of wear.

Only painted cherry and maple give the look presented on these paint chips. Oak wood allows the grain pattern to distinctly show through the paint finish.



Buttercup



Antique White



Putty



Colonial Blue



Cottage Red



Willow



Williamsburg Green



Black w/Red Tint



The standard two-tone options on furniture are as follows:

Cabinets

- **(DR)** Doors & Drawers
- **(BT)** Buffet top
- **(BF)** Buffet frame

Chairs

- **(ST)** Seat
- **(FR)** Frame (back & legs)

Tables

- **(TT)** Tabletop
- **(TB)** Table base (aprons, legs, and pedestal)



Black w/Brown Tint

Seat Options

Many chairs are available with multiple seat options. Choose from the Wooden “W” Seat, the Standard Leather “SL” seat, the Premium Leather “PL” seat, the Upholstered fabric “U” seat, or

the Rush “R” seat. See specifications in the chair gallery for each chair seat option availability. Upholstery options pictured may not portray the exact color and texture of the product.



Wooden Seat

The wooden “W” seat option on frame chairs is by far the most durable seat option.



Leather Seat

Standard Leather “SL” is a medium grade leather. Premium Leather “PL” is premium grade aniline imported from Europe.



Fabric Seat

The Upholstered “U” fabric seat option gives many options of color and texture in your chair seats.



Rush Seat

The rush “R” seat option is a natural rush fiber hand woven to form a comfortable chair seat with an informal look.

Premium Leathers “PL”



250 Russet



251 Toupe



252 Buck



253 Black



254 Olive



255 Brown



Standard Leathers “SL”

We've shown many different leathers throughout our chair gallery. Here you can view your leather selection in more detail. Since leather styles and availability change,

this list may not be complete. Please ask your retailer for actual samples when choosing your leather color.



215 Indigo



216 Night



217 Mulberry



218 Forest



219 Sage



220 Khaki



221 Ancient



222 Chestnut



Upholstered Fabrics "U"

We've shown many different fabrics throughout our chair gallery. Here you can view your fabric selection in more detail. Since fabric styles and availability change, this list may not be complete.

Please ask your retailer for actual samples when choosing your fabric color.

COM "Customer's Own Material" is available on special order.



62 Agate



69 Burl



70 Aspen



71 Sandstone



72 Danube



73 Regal



74 Navajo



79 Jewel Stripe



80 Garnet



81 Parchment



82 Colt Snow



90 Sand



91 Cork



92 Apple



American Heirlooms Sample Order Form

Dealer _____ PO Number _____ Date _____ / _____ / _____

Customer Name _____ Special Instructions _____

Chairs, Stools & Rockers

Qty	SKU #	Description	Wood	Finish (1-Tone / 2-Tone)	Seat
4	321W	Manor House Side Chair	Cherry	ST-Legacy / FR-Blk RT	Wood
2	321AW	Manor House Arm Chair	Cherry	ST-Legacy / FR-Blk RT	Wood
				/	
				/	

Dining Tables

Qty	SKU #	Description	Wood	Finish (1-Tone / 2-Tone)	Leg (Leg / H)
1	1203-64-2	120 Rectangle Extension Table	Cherry	TT-Legacy / TB-Blk RT	C / 30
	- -			/	/
	- -			/	/

Cabinets & Curios

Qty	SKU	Description	Wood	Finish (1-Tone / 2-Tone)	Hardware
1	831	Heirloom Baker's Rack		/	
1	8351	Heirloom Buffet	Cherry	BT-Legacy / BF-Blk RT	PB
1	815	Pie Safe	Cherry	Legacy	AB
				/	

Two-tone finish codes:

Cabinets

- **(DR)** Doors & Drawers
- **(BT)** Buffet top
- **(BF)** Buffet frame

Chairs

- **(ST)** Seat
- **(FR)** Frame (back & legs)

Tables

- **(TT)** Tabletop
- **(TB)** Table base (aprons, legs, and pedestal)

Furniture Care

Zimmerman Chair applies a quality catalyzed finish to all paint and / or stain wood finishes on all of our products. Each tabletop receives extra care and an extra coat of finish in the finish process to provide optimum durability and beauty throughout the years.

This finish has been tested to resist spills and stains from a wide variety of household chemicals, including water and household ammonia. The test was performed with 24 hour contact with no affect on the finish. Hot liquids and objects should not contact the finish surface directly. Use placemats, pads, and coasters to protect the finish on the tabletops. Heat can quickly discolor the fine finish on your furniture.

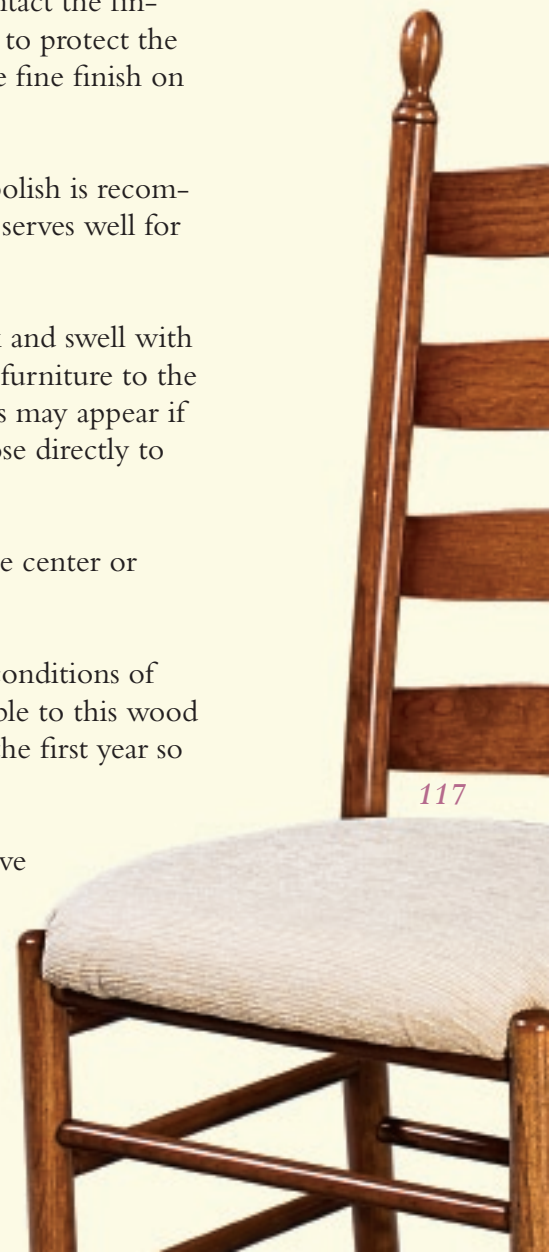
Periodic use of high quality non-silicone furniture polish is recommended. A damp cloth gently applied to the surface serves well for applications where daily cleaning is required.

Solid wood is a natural fiber. Therefore it will shrink and swell with the seasons. Be careful not to expose your heirloom furniture to the extremes in temperature and humidity. Season cracks may appear if humidity is not maintained at 30–40%. Do not expose directly to sunlight and heat sources.


Tabletop joints between leaves will gap slightly in the center or edges depending on the humidity of the season.

Solid wood changes color over time under normal conditions of light exposure. Lighter finishes are the most vulnerable to this wood darkening, so move table decor periodically during the first year so silhouettes do not appear on the tabletop.

With proper care, your solid wood Heirloom will give you service and satisfaction for many years to come.



Room Planner





American Heirlooms
by



**Zimmerman
Chair**

Lebanon, PA

P: (717) 273-2706

F: (717) 270-9737